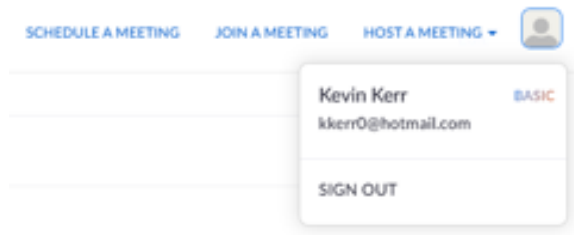


# Zoom Existing User: 1st Lynn Domain Login

If you have an existing Zoom account using your Lynn email address, please follow one of the steps below:

## Free Zoom Account

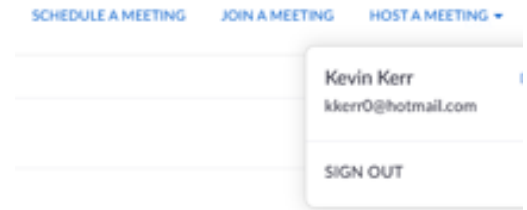
1. Go to [zoom.us/profile](https://zoom.us/profile)
2. *Sign In* with your existing Zoom credentials
3. In the navigation panel, select **Profile** and scroll down to *Signed-In Device* (located at the bottom of your profile page)
4. Select **Sign Me Out From All Devices**
5. Sign out of the Zoom web session



- a.
6. Follow the instructions below to join Lynn's institutional license.

## Pro Zoom Account

1. Go to [zoom.us/profile](https://zoom.us/profile)
2. *Sign In* with your existing Zoom credentials
3. In the navigation panel, select **Account Management** then **Billing**
4. Find the name of the plan you want to cancel and select **Cancel Subscription** to stop your subscription automatic renewal.
5. In the navigation panel, select **Profile** and scroll down to *Signed-In Device* (located at the bottom of your profile page)
6. Select **Sign Me Out From All Devices**
7. Sign out of the Zoom web session

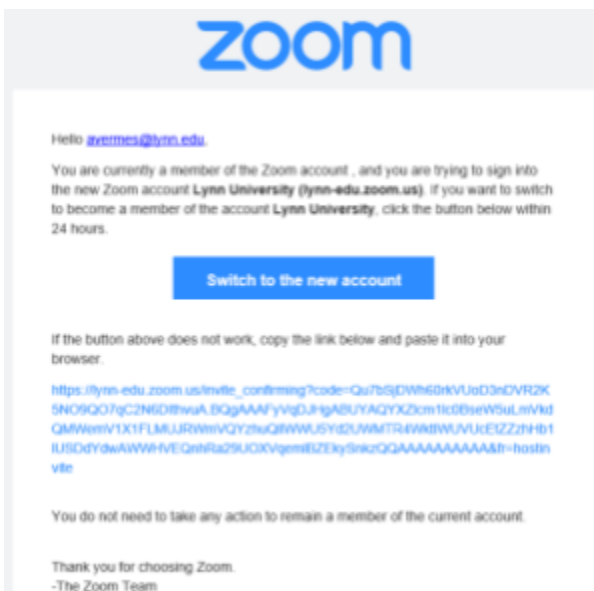


- a.
8. Follow the instructions below to join Lynn's institutional license.

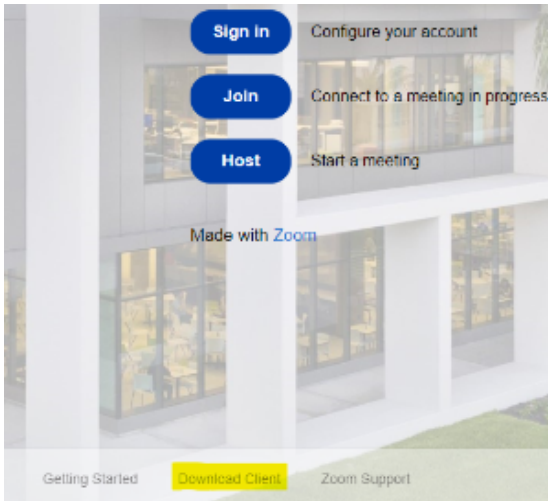
## Sign Into Zoom with Lynn Credentials

1. Go to your Lynn email inbox, locate the Zoom invitation email and click on **Switch to the new account**.

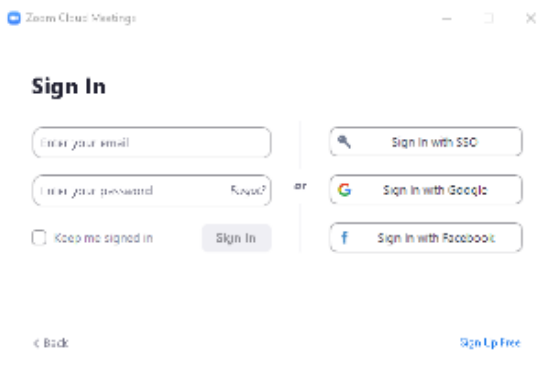
*(If you don't have the Zoom invitation in your inbox, please contact the IT department so we can resend the invite)*



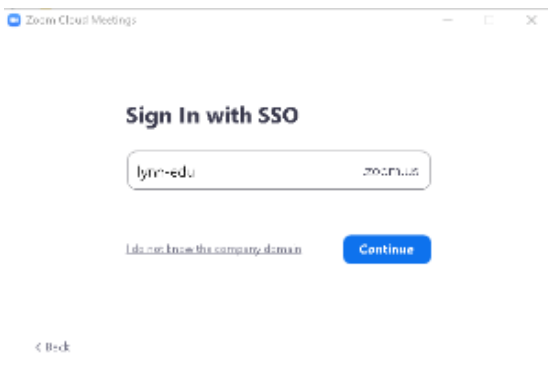
2. In your web browser, navigate to [zoom.lynn.edu](https://zoom.us/join) and select **Sign In**



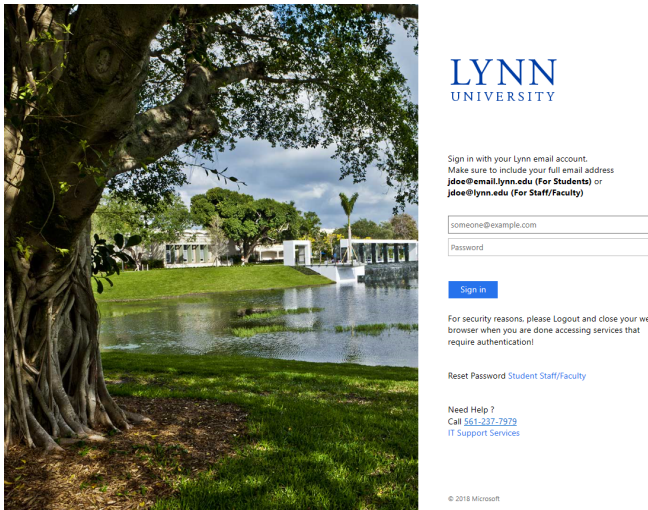
3. Select the **Sign in with SSO** button.



4. Enter **Lynn-edu** in the box and select **Continue**.



5. Enter your Lynn email address and Lynn password then select **Sign In**.



6. You will sign into Zoom with the Lynn license.

7. For instructions on how to download the Zoom Client for Meetings application, install it on your computer and log into Zoom, [click here](#).

**Please Note:** Your current personal meeting ID (PMI), cloud recordings, meetings, and webinars will be retained.