

# Log into Workday

There are several ways to access Workday, and you may select the method(s) you prefer:

## Note

There is no need to install Workday on your computer or use Remote. To access Workday, you must have IE11 or higher, use Google Chrome, Firefox or Safari. Chrome is the preferred browser. [Make sure your browser supports workday.](#)

If you are Lynn staff or faculty, you will need Microsoft MFA to access Workday.

Not all functionality in browser mode is available on the Workday mobile app. You can use the web application in your mobile device.

Hourly staff cannot check in/out their hours using the mobile app.



Student workers must use their regular Lynn student account/email (JDoe@[email.lynn.edu](mailto:email.lynn.edu)) to log into Workday (no PSW or GA accounts).

Faculty and Staff must use their regular Lynn account/email (JDoe@[lynn.edu](mailto:lynn.edu)) to log into Workday.

## On this job aid:

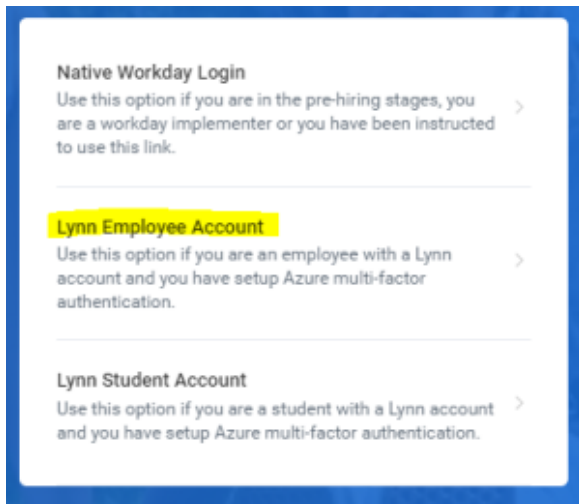
- [Access Workday from your computer](#)

## Access Workday from your computer

From your personal computer, type the Workday URL below in your browser and hit enter:

**Production Tenant:** <https://wd5.myworkday.com/lynn/login.html>

On the login page select **Lynn Employee Account** or **Lynn Student Account** (very important. If you select **Native**, your Lynn account will not work)



Native Workday Login  
Use this option if you are in the pre-hiring stages, you are a workday implementer or you have been instructed to use this link. >

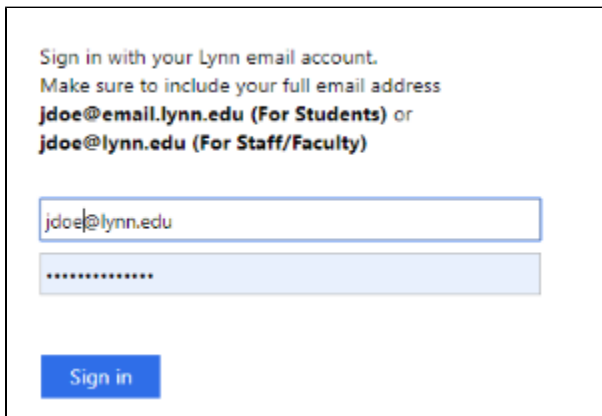
---

**Lynn Employee Account**  
Use this option if you are an employee with a Lynn account and you have setup Azure multi-factor authentication. >

---

Lynn Student Account  
Use this option if you are a student with a Lynn account and you have setup Azure multi-factor authentication. >

Enter your Lynn Username and Password. **Student Workers must use their student login account (no GA or PSW accounts).**



Sign in with your Lynn email account.  
Make sure to include your full email address  
**jdoo@email.lynn.edu (For Students)** or  
**jdoo@lynn.edu (For Staff/Faculty)**

jdoo@lynn.edu

.....

Sign in

Authorize your login with [Azure MFA](#)

LYNN  
UNIVERSITY

For security reasons, we require additional information to verify your account


We've sent a text message with a verification code.  
+x xxxxxx

Verification code

Enter your verification code

Sign in

[Use a different verification option](#)

 Workday will lock your account after several login failed attempts. If you get a "Sign In Error" message, Invalid username, you must wait 15 minutes to try again.